






















3.2 ΠΙΝΑΚΑΣ ΕΞΑΡΤΗΜΑΤΩΝ ΣΤΗΛΗΣ ΧΕΙΡΟΥΡΓΟΥ ΔΙΠΛΗΣ

A/A	ΦΩΤΟΓΡΑΦΙΑ	ΠΕΡΙΓΡΑΦΗ ΜΑQUET	ΚΩΔΙΚΟΣ	ΠΟΣΟ ΤΗΤΑ (ΤΜΧ)
1		230V motorized pendant 2 beams : 1200 mm / 47,2 inches Heavy Modutec beam , and 800 mm / 31,5 inches motorized beam – vertical movement : 500 mm / 19,7 inches – gross load capacity :200 kg / 441 lbs , with beam plus reserved	SU0002990069	2
2		Modular ceiling attachment < 23,6 inches / 60 cm (with M16 threaded rods on 270 mm) for ceiling pendants all ranges	SU0004990012	2
3	N/A	Electrical isolating kit (16 pieces) for installation of ceiling pendants	ARD517003948	2
4	N/A	Kit of 6 plugs HSLB M16 X 25 Hilti for anchorage plates AN1003 , ANE 1004 , ANPB 1004 , ANPB 1004 A , and for ceiling attachment systems of Modutec and M-Lifting	ARD514251999	2
5		Gas kit for Modutec (3 holes- maximum 6 gas circuits) to be fixed on the intermediate plate	ARD517003712	2
6		Double semi curved ceiling cover (two parts, Height = 105 mm) for duo of Modutec (for PLG 12-0 Please add R Ring ECL 02) ceiling pendants and for satellite range when mounted with ceiling attachment	ARD517069999	2
7		Seismic plate connecting a Modutec pendant HH or Modutec Power (MPWR 6-8, 9-8, 12-8) series to a seismic anchoring system not provided by Maquet Suzhou	ARD517005950	2
8	N/A	Suspension tube 500 mm with rigid cover strip R1 (W=80 mm / 3,2 inches)	SU0006000000	2
9		Distribution module “Console” 1200 mm / 47,2 inches with 6 panels – 2 on the front, 2 on sides and 2 on the back (16 flexible conduits) and one cover strip R1 (W=80 mm / 3,2 inches) on the front – load capacity : 200 kg / 441 lbs	ARD517001943	2

10		Shelf (W X D = 400 X 500 mm / 15,7 inches) with grey corners, handle (400 mm / 15,7 inches), 2 rails of 450 mm / 17,7 inches and bottom cover – loading capacity: 80 kg / 176 lbs (limited to 50 kg / 110 lbs with cabinet drawers)	SU0005000002	2
11		Shelf (W X D = 500 X 500 mm / 19,7 X 19,7 inches) with grey corners , 2 rails of 450mm / 17,7 inches and bottom cover – Loading capacity :80 kg / 176 lbs (limited to 50 kg / 110 lbs with cabinet drawers)	SU0005000003	2
12		Single arm for flat screen (length 400 mm) with swivel and tilt , including VESA 75 X 100 adapter, load capacity 8 kg / 17,6 lbs	ARD513950999	2
13		25mm / 1 inch spacer in order to shift a Modutec shelf or a drawer cabinet (400 , 500 , and 600 mm / 15,7 , 19,7 , 23,6 inches) from the distribution module ; to be mounted on R1 strips	ARD517052900	2
14		Adaptor for strips R2 to R1	ARD517003998	2
15		Control unit for the vertical movement and the electropneumatic brake system on 2 Axes of the Modutec motorized Pendant – to be mounted on a handle of a shelf	ARD517002889	2
16		Electrical outlet 10/16A + earth connected, standby, mosaic 45, French model	ARD517001922	12
17		Electrical outlet 10/16A + earth connected, standby, mosaic 45, French model	ARD517001923	12

18		Equipotential outlet with line	ARD517001916	24
19		Compressed Air 3 bar outlet Als model	ARD517001891	4
20		Compressed air 8 bar outlet – Als model	SU0000990008	8
21		Vacuum outlet – Als model	ARD517001889	4
22		Oxygen O2 outlet – Als model	ARD517001893	2
23		Double connector network cat 6E Female socket, equipped with a male shielded RJ45 plug cable – length 5 m	ARD517099991	4
24		Cables winding wheel on metal plate (mounted on R1 strip)	ARD517003954	2
25		Pressure regulator for brake system	SU0002990028	2
26	N/A	Electropneumatic brake system for 2 Axes of Modutec medium, Medium- Heavy, Heavy and motorized series	SU0002990085	2

27		Power supply for ambient light bands and electropneumatic brakes – 100, 110V and 220V compatible	ARD517003973	2
----	---	--	--------------	---