























### 3.3 ΠΙΝΑΚΑΣ ΕΞΑΡΤΗΜΑΤΩΝ ΣΤΗΛΗΣ ΧΕΙΡΟΥΡΓΟΥ

A/A	ΦΩΤΟΓΡΑΦΙΑ	ΠΕΡΙΓΡΑΦΗ ΜΑQUET	ΚΩΔΙΚΟΣ	ΠΟΣΟ ΤΗΤΑ (ΤΜΧ)
1		230V motorized pendant 2 beams : 1200 mm / 47,2 inches Heavy Modutec beam , and 800 mm / 31,5 inches motorized beam – vertical movement : 500 mm / 19,7 inches – gross load capacity :200 kg / 441 lbs , with beam plus reserved	SU0002990069	1
2		Duo modular ceiling anchor < 23,6 inches / 60 cm (with M16 threaded rods on 270 mm ) For duo of ceiling pendants all ranges (except duo of HM/HM , HH/HH , HH/HM , or HH/motorized pendant and BH / motorized pendant , M-Lifting wit HM, HH and power) , For a duo of a pendant (one of the model Above – mentioned) with a surgical Light (Volista , Lucea , and powerled), for satellite	SU0004990010	1
3	N/A	Electrical isolating kit (16 pieces) for installation of ceiling pendants	ARD517003948	2
4	N/A	Kit of 6 plugs HSLB M16 X 25 Hilti for anchorage plates AN1003 , ANE 1004 , ANPB 1004 , ANPB 1004 A , and for ceiling attachment systems of Modutec and M-Lifting	ARD514251999	2
5		Gas kit for Modutec (3 holes- maximum 6 gas circuits) to be fixed on the intermediate plate	ARD517003712	2
6		Seismic plate connecting a Modutec pendant HH or Modutec Power (MPWR 6-8, 9-8 , 12-8) series to a seismic anchoring system not provided by Maquet Suzhou	ARD517005950	1
7		Distribution module “Console” 1200 mm / 47,2 inches with 6 panels – 2 on the front , 2 on sides and 2 on the back (16 flexible conduits) and one cover strip R1 (W=80 mm / 3,2 inches) on the front – load capacity : 200 kg / 441 lbs	ARD517001943	1

8		Shelf (W X D = 400 X 500 mm / 15,7 inches ) with grey corners , handle (400 mm / 15,7 inches ) , 2 rails of 450 mm / 17,7 inches and bottom cover – loading capacity : 80 kg / 176 lbs (limited to 50 kg / 110 lbs with cabinet drawers)	SU0005000002	1
9		Single arm for flat screen (length 400 mm) with swivel and tilt , including VESA 75 X 100 adapter, load capacity 8 kg / 17,6 lbs	ARD513950999	1
10		25mm / 1 inch spacer in order to shift a Modutec shelf or a drawer cabinet (400 , 500 , and 600 mm / 15,7 , 19,7 , 23,6 inches) from the distribution module ; to be mounted on R1 strips	ARD517052900	1
11		Adaptor for strips R2 to R1	ARD517003998	1
12		Shelf (W X D = 500 X 500 mm / 19,7 X 19,7 inches) with grey corners , 2 rails of 450mm / 17,7 inches and bottom cover – Loading capacity :80 kg / 176 lbs (limited to 50 kg / 110 lbs with cabinet drawers)	SU0005000003	1
13		Control unit for the vertical movement and the electropneumatic brake system on 2 Axes of the Modutec motorized Pendant – to be mounted on a handle of a shelf	ARD517002889	1
14		Electrical outlet 10/16A + earth connected , standby, mosaic 45 , French model	ARD517001922	6
15		Electrical outlet 10/16A + earth connected , standby, mosaic 45 , French model	ARD517001923	6

16		Equipotential outlet with line	ARD517001916	12
17		Compressed Air 3 bar outlet Als model	ARD517001891	2
18		Compressed air 8 bar outlet – Als model	SU0000990008	4
19		Vacuum outlet – Als model	ARD517001889	2
20		Oxygen O2 outlet – Als model	ARD517001893	1
21		Double connector network cat 6E Female socket , equipped with a male shielded RJ45 plug cable – length 5 m	ARD517099991	2
22		Cables winding wheel on metal plate (mounted on R1 strip)	ARD517003954	1
23		Pressure regulator for brake system	SU0002990028	1
24	N/A	Electropneumatic brake system for 2 Axes of Modutec medium , Medium- Heavy , Heavy and motorized series	SU0002990085	1

25		Power supply for ambient light bands and electropneumatic brakes – 100 , 110V and 220V compatible	ARD517003973	1
----	---	---	--------------	---